

**Rajeev Gandhi Govt. P.G. AUTONOMOUS COLLEGE,
AMBIPAPUR
(CHHATTISGARH)**



**Reporton
Academic Audit
Year - 2020-21**

ACADEMIC AUDIT

(External)



Report on the Academic Audit

for the year - 2020-21of

**Rajeev Gandhi Govt. P.G. AUTONOMOUS COLLEGE,
AMBIPAPUR**

Chhattisgarh - 491001

Date - 04, August 2021

Contents

1...Schedule for Academic Audit.....	(01)
2...Introduction.....	(02)
3...Audit Committee.....	(05)
4...Objective & Scope Of The Audit.....	„(06)
5...Methodology.....	(06)
6...Brief Profile of The College.....	(07)
7...Observations.....	(08)
8...Streams & Departments.....	(09)
9...Students.....	(10)
10.Faculty Members.....	(19)
11.Interaction with students of different streams.....	(20)
12.Departments visited.....	(21)
13.Support Staff.....	(22)
14.Facilities.....	(22)
15.Alumni and Parents.....	(23)
16.Views of the College Authorities.....	(23)
17.Strengths, Weakness, Opportunities for Improvements & Challenges (SWOC).....	(24)
18.General Conclusion &Gratitude	(25)

Schedule for Academic Audit

Date – 04 August 2021 Wednesday

Time	Schedule				Venue
10:15 AM	Introductory Meeting				Principal's office
10:45 AM	Meeting with the College Staff				Meeting Hall
Time 11:15AM - 12:55PM Departmental Visits					
11:30 AM	Physics	1 st Floor	01:10 PM	Economics	Ground floor
11:40 AM	Botany	1 st Floor	01:20 PM	Mathematics	Ground floor
11:50 AM	Geology	1 st Floor	01:30 PM	Law	Ground floor
12:00 PM	English	1 st Floor	01:40 PM	Anthropology	Ground floor
12:10 PM	Commerce	1 st Floor	01:50 PM	Psychology	Ground floor
12:20 PM	Geography	1 st Floor	02:00 PM	Sociology	Ground floor
12:30 PM	Computer Science	1 st Floor	02:10 PM	History	Ground floor
12:40 PM	Hindi	Ground floor	02:20 PM	Zoology	Ground floor
12:50 PM	Sanskrit	Ground floor	02:30 PM	Chemistry	Ground floor
01:00 PM	Political Science	Ground floor	02:40 PM	Library	Ground floor
02:50 PM	Lunch				
03:30 PM	Meeting with B.Com/B.A./B.Sc./L.L.B./M.Com/M.A./M.Sc./L.L.M. Students & Research Scholars				Auditorium
4:30 PM	Meeting with the Faculty members				Meeting Hall
05:30 PM	Tea				Meeting Hall
05:45 PM	Meeting with Alumni and Parents				Meeting Hall
06:30 PM	Meeting with the Principal, Co-ordinator of IQAC and Secretary of the Academic Council				IQAC Cell

Surguja District and Government P.G. College Ambikapur

- **Introduction**

Surguja, a district steeped in history, boasts northern tropical deciduous forests and a diverse tribal population. Nestled within the Chhota Nagpur plateau, it is bordered by the prominent Satpura-Maikal mountain ranges and is drained by the ancient Renuka and Kanhar rivers. As one of the northern districts of the newly formed state of Chhattisgarh, Surguja was carved from Madhya Pradesh and spans approximately 16,044.2 square kilometers, positioned between latitudes 22°38' to 24°6' north and longitudes 82°38' to 84°5' east. It shares borders with Sidhi, Sonbhadra (U.P.), and Palamu (Jharkhand) to the north, Korba to the south, and Jashpur to the east, with Korea district enclosing its western side.

- **Education Initiatives**

To address the urgent need for higher education in this tribal region, the Government of Madhya Pradesh established a degree college in Ambikapur, the district headquarters. Founded in 1960, Government P.G. College Ambikapur initially offered undergraduate programs in Science, Arts, and Commerce. Over the years, it transitioned from Sagar University to Ravishankar University, and now operates under Surguja University since 2009. The college achieved autonomy for postgraduate courses in 1994-95 and for undergraduate courses in 2021-2022, aligning with the objectives of the UGC to enhance access to higher education for students from Scheduled Tribes (ST), Scheduled Castes (SC), and Other Backward Classes (OBC).

- **Academic Offerings**

In 1972, the college expanded by introducing a three-year LL.B program and was elevated to a postgraduate institution. Current offerings include M.Sc. in various sciences and M.A. in disciplines such as Hindi, English, and History. With a faculty of 78, including 27 Ph.D. holders, the college employs 21 non-teaching and 10 technical staff members. Additionally, 15 teachers are appointed for self-financed courses through the Jan Bhagidari Samiti. The college currently serves [5287](#) students, comprising 3132 boys and 2152 girls, with a significant representation from ST (38.71%), SC (5%), and OBC (25.69%) categories.

- **Facilities and Resources**

The college boasts a central library with 53,463 books and a departmental library containing 16,784 books, supporting students' academic endeavors. It offers comprehensive sports facilities for both indoor and outdoor games, along with amenities such as bicycle and vehicle stands, a girls' common room, pure drinking water, a canteen, and a well-maintained garden.

- **Teaching and Learning Approaches**

The institution promotes academic flexibility, allowing students to select from various UG/PG programs. Evaluation includes unit tests, quarterly assessments, seminars, and group discussions to support both slow and advanced learners. Remedial classes are offered for

those needing extra help, while advanced students are encouraged to deepen their knowledge through specialized activities, including field trips and practical experiments in departments like Geography, Botany, and Zoology.

- **Quality Assurance and Faculty Development**

An Autonomous Cell oversees postgraduate evaluation, while the Internal Quality Assurance Cell (IQAC) ensures quality maintenance. Student feedback is gathered to evaluate teaching effectiveness, and faculty members are encouraged to engage in workshops, seminars, and refresher courses to enhance their skills.

- **Research and Community Engagement**

The college features 13 recognized research centers offering Ph.D. programs across disciplines. Faculty members guide dissertations and projects, contributing to scholarly publications. Community engagement is promoted through extension activities via NCC, NSS, and the Red Cross, fostering responsible citizenship among students.

- **Infrastructure and Support Services**

The college infrastructure includes administrative offices, smart-board equipped classrooms, laboratories, an auditorium, and a dedicated computer lab. A 22-acre playground and a gymnasium provide ample recreational space. The Jan Bhagidari Samiti plays a vital role in maintaining and enhancing college resources.

- **Student Support and Progression**

Prioritizing student welfare, the college maintains a disciplined environment. The Anti-Ragging and Discipline Committee ensures safety, while resources such as library access, computer facilities, and sports amenities enhance the student experience. Annual career guidance initiatives, youth festivals, and recognition of student achievements contribute to personal and academic growth.

- **Management and Governance**

Operating under the regulations of the Government of Chhattisgarh's Higher Education Department, the college is managed by the Principal with support from various committees. The collaborative spirit among teaching and non-teaching staff fosters an effective educational environment.

- **Conclusion**

Government P.G. College Ambikapur serves as a beacon of hope and opportunity in a region where educational access is limited. Its dedication to academic excellence, community engagement, and the holistic development of students underscores its mission to empower the youth of Surguja and contribute to national progress.

- **2 Audit Committee**

Internal Audit Committee

(1) Dr. Rizwan Ulla	–	HOD Botany
(2) Dr. Abha Jaiswa	–	HOD Hindi
(3) Dr. R.K. Jaiswal	–	HOD Geography
(4) Dr. A.K. Gour	–	HOD Commerce
(5) Shri Brijesh Kumar	–	HOD LAW

External Audit Committee

1	Prof. R.N. Singh	Chairman	Principal Govt. V.Y.T. P.G. Autonomous College Durg (C.G.) (Prof. of Economics)
2	Dr. J.J. Gupta	Member	HOD Botany Govt. P.G. Girls College Ambikapur Distt. Surguja (C.G.)
3	Mr. Saiyad Sabir Ali	Member	HOD Commerce Holy Cross Women's College Ambikapur Surguja (C.G.)
4	Dr. Neelabh Kumar	Member	HOD Hindi Govt. Science College, Ambikapur Distt. Surguja (C.G.)
5	Dr. Saman Upadhyay	Member	HOD Law University Teaching Department Sant Gahira Guru Vishwavidyalaya, Ambikapur Distt. Surguja (C.G.)

- **Objective and Scope of the Audit**

The academic audit for R.G. Govt. P.G. College, Ambikapur, initiated by the Principal on July 10, 2020, aims to provide an independent assessment of the institution. The external peer team will evaluate key areas to determine the current state of the college and offer suggestions for improvement.

- Objectives

1. Teaching and Learning Methodology: Assess the effectiveness of teaching methods and the learning experiences provided across various courses.
2. Laboratory and Computer Facilities: Evaluate the functionality and accessibility of laboratories and computer resources for students.
3. Examination and Evaluation System: Review the systems established for examinations and the evaluation of student performance.
4. Internal Quality Assurance Cell (IQAC): Examine the activities and impact of the IQAC in enhancing academic standards.
5. Library and Research Facilities: Evaluate the services of the central library, research support, and sports facilities available to students.
6. Social Outreach Programs: Analyze the effectiveness of community service initiatives, including NCC and NSS programs, on student development and community engagement.
7. Alumni Contributions: Investigate the role of alumni in supporting college initiatives and its overall development.
8. Opportunities for Improvement : Identify areas for potential enhancement within the college's major functional domains.

The audit team will compile insights and recommendations aimed at improving the college's operations and educational offerings.

Methodology

The audit process commenced with a preparatory meeting in July 2021, involving the Principal, IQAC Coordinator, Academic Council members, and Examination Controller. This meeting provided an overview of the college's facilities and activities.

Audit Visit

The audit team conducted a visit on 4 August 2021, dedicating an entire day to engage with various departments. The visit involved:

- **Departmental Interactions:** Brief discussions with faculty and students to understand the dynamics within departments and the overall educational experience.
- **Facility Inspections :** Assessments of laboratories, computer facilities, and the library to gather firsthand insights on resource availability and functionality.
- **Document Review :** Analysis of provided documents to support observations and conclusions made during the visit.

The audit committee compiled findings, offering observations and recommendations to enhance the college's operations and educational offerings.

Brief Profile of the College

Rajeev Gandhi Govt. P.G. College is committed to its vision of providing quality education through:

- **Inclusivity :** Welcoming students from diverse backgrounds, particularly first-generation learners.
- **Holistic Development :** Offering a range of academic and extracurricular activities to foster overall student growth.
- **Community Service :** Instilling a sense of social responsibility through community engagement initiatives.
- **Entrepreneurship and Critical Thinking :** Encouraging the development of entrepreneurial skills and critical thinking among students.
- **Quality Research :** Promoting high standards of research among both faculty and

students.

- Awareness and Sensitivity : Raising awareness on ecological, human rights, and gender issues.

Outreach and Activities

The college actively encourages student participation in seminars, cultural events, and social outreach programs. The contributions from the NSS, NCC, and sports departments have made notable impacts at state and national levels, while outreach initiatives extend support to remote communities.

Observations

The audit team's observations, based on document reviews and stakeholder interactions, highlight the following:

- Academic Offerings

The college provides a diverse range of courses across four streams, demonstrating high demand reflected in the significant number of applications received annually.

- Reputation : R.G. Govt. P.G. College Ambikapur is recognized as a premier institution, attracting students for its diverse academic offerings in a supportive and apolitical environment.
- Student-Faculty Dynamics : Data regarding the faculty-to-student ratio and engagement levels during the 2020-2021 academic year will be analyzed to provide insights into the educational environment.

The detailed findings will assist the college in identifying strengths and areas for improvement, ultimately enhancing its educational impact and community service.

Table 1: Departments in the College

Streams	Name of Departments	Total
Art	Department of English	1
	Department of Hindi	1
	Department of Sanskrit	1
	Department of Political Science	1
	Department of Sociology	1
	Department of History	1
	Department of Anthropology	1
	Department of Psychology	1
	Department of Geography	1
	Department of Economics	1
	Department of MSW	1
	Science	Department of Physics
Department of Chemistry		1
Department of Mathematics		1
Department of Geology		1
Department of Botany		1
Department of Zoology		1
Department of ComputerScience		1
Department of Library Science		1
Commer ce	Department of Commerce	1
Law	Department of Law	1
Total Number of Departments		20

Table 2: Total Students in Current Academic Year 2020-21

S.N.	CLASS	UG											TOTAL
		GE N		OB C		ST		SC		TOTAL			
		M	F	M	F	M	F	M	F	M	F		
1	B.A.I	123	45	188	69	252	135	17	11	580	260	840	
2	B.A.II	74	61	60	30	88	70	10	7	232	168	400	
3	B.A.III	54	55	45	11	93	68	8	2	200	136	336	
4	TOTAL	251	161	293	110	433	273	35	20	1012	564	1576	
5	B.Sc(Bio) I	19	25	43	37	49	53	17	7	128	122	250	
6	B.Sc(Bio) II	27	15	65	11	48	30	9	3	149	59	208	
7	B.Sc(Bio) III	25	9	50	12	56	38	5	5	136	62	200	
8	TOTAL	71	49	158	60	153	121	31	15	413	243	658	
9	B.Sc.(Maths)I	27	7	34	10	43	12	6	7	110	29	139	
10	B.Sc.(Maths)II	27	7	16	7	46	1	6	0	95	24	119	
11	B.Sc.(Maths)III	22	10	34	4	45	10	0	1	101	25	126	
12	TOTAL	76	24	84	21	134	23	12	8	306	78	384	
13	B.Com. I	101	64	66	26	67	58	16	2	250	150	400	
14	B. Com II	66	98	14	17	28	40	9	8	117	163	280	
15	B. Com III	41	73	16	8	36	104	9	13	102	198	300	
16	TOTAL	208	235	96	51	131	202	34	23	469	511	980	
17	B.Com. I (Computer Application)	16	10	5	2	4	2	0	1	25	15	40	
18	TOTAL	16	10	5	2	4	2	0	1	25	15	40	
19	PGDCA I	0	1	2	1	4	1	0	1	6	4	10	
20	D.C.A. I	2	1	3	1	2	1	0	0	7	3	10	
21	B.C.A. I	28	2	8	2	10	2	4	0	50	6	56	
22	B.C.A. II	7	2	12	2	8	5	2	0	29	9	38	
23	B.C.A. III	4	3	3	2	3	1	0	1	10	7	17	
24	B.Sc.(CS)III	10	3	21	2	19	6	2	1	52	12	64	
25	B.Sc.(CS)III	24	8	22	2	18	6	1	0	65	16	81	
26	B.Sc.(CS)III	20	3	25	4	25	4	0	0	70	11	81	
27	TOTAL	95	23	96	16	89	26	9	3	289	68	357	
28	LL.B. I Sem.	59	33	64	31	21	26	6	2	150	92	243	
29	LL.B. III Sem.	51	31	56	25	39	33	7	2	153	91	244	
30	LL.B. V Sem.	21	19	6	3	19	50	3	2	49	74	123	
31	TOTAL	131	83	126	59	79	109	16	6	352	257	610	
	Grand Total (UG)	832	575	853	317	1019	754	137	75	2841	1721	4565	

2020-21		PG											
S.N.	CLASS	GEN		OBC		ST		SC		TOTAL		TOTAL	
		M	F	M	F	M	F	M	F	M	F		
1	LLM I Sem	2	1	4	2	2	0	4	5	12	8	20	
2	LL.M. III Sem	4	2	3	5	5	2	1	0	14	10	24	
3	M.A. I Sem Hindi	4	3	3	5	6	9	0	0	13	17	30	
4	M.A. I Sem English	7	6	3	2	10	2	1	1	21	11	32	
5	M.A. I Sem History	0	3	3	0	4	3	0	0	7	6	13	
6	M.A. I Sem Political Science	0	1	0	1	1	1	1	9	2	12	14	
7	M.A. I Sem Sociology	7	5	2	2	9	2	1	1	19	10	29	
8	M.A. I Sem Economics	2	2	1	3	3	10	1	0	7	15	22	
9	M.A. I Sem Geography	3	2	2	2	2	8	1	0	8	12	20	
10	M.A. I Sem Psychology	0	1	0	1	0	0	1	0	1	2	3	
11	M.Sc. ANTHROPOLOGY-I	4	3	2	0	0	1	0	0	6	4	10	
12	M.S.W. I	1	4	2	1	1	3	1	0	5	8	13	
13	TOTAL	34	33	25	24	43	41	12	16	115	115	230	
14	M.S.W. II	4	7	2	3	1	4	0	1	7	15	22	
15	M.Sc. ANTHROPOLOGY-II	3	0	3	1	0	1	0	0	6	2	8	
16	M.A. II Sem Hindi	1	1	2	2	7	7	1	1	11	11	22	
17	M.A. II Sem English	2	5	2	4	2	4	0	1	6	14	20	
18	M.A. II Sem History	1	2	2	5	7	2	0	1	10	10	20	
19	M.A. II Sem Political Science	2	4	4	5	5	4	1	0	12	13	25	
20	M.A. II Sem Sociology	2	4	2	4	2	9	1	0	7	17	24	
21	M.A. II Sem Economics	2	1	6	1	8	12	0	1	16	15	31	
22	M.A. II Sem Geography	3	0	2	6	3	6	0	0	8	12	20	
23	TOTAL	20	24	25	31	35	49	3	5	83	109	192	
24	M.Com. First Sem	9	14	0	3	3	10	1	0	13	27	40	
25	M. Com. Third Sem	2	11	3	5	5	12	0	0	10	28	38	
26	TOTAL	11	25	3	8	8	22	1	0	23	55	78	
27	M.Sc. I Sem Botany	4	10	3	4	5	6	0	3	12	23	35	
28	M.Sc. I Sem Zoology	4	5	2	9	4	8	1	2	11	24	35	
29	M.Sc. I Sem Chemistry	1	5	4	6	3	10	0	1	8	22	30	
30	M.Sc. I Sem Physics	3	8	0	3	1	7	0	3	4	21	25	
31	M.Sc. I Sem Mathematics	6	9	7	4	2	10	1	1	16	24	40	
32	M.Sc. I Sem CS	0	2	1	1	2	1	0	2	3	4	7	
33	TOTAL	18	39	17	27	17	42	2	10	54	118	172	
34	M.Sc. III Sem Botany	1	6	1	7	0	9	0	2	2	24	26	
35	M.Sc. III Sem Zoology	3	1	2	7	4	9	0	4	9	21	30	
36	M.Sc. III Sem Chemistry	1	4	6	4	2	9	0	3	9	20	29	
37	M.Sc. III Sem Physics	3	3	4	3	3	3	0	0	10	9	19	
38	M.Sc. III Sem Mathematics	1	9	2	1	4	4	2	1	9	15	24	
39	M.Sc. II Sem CS												
	TOTAL	9	23	15	22	13	34	2	10	39	89	128	

	Grand Total (P.G.)	81	11 9	82	10 4	108	16 6	19	41	291	431	722
	Cyber Security	1										
	TOTAL	1										
	Grand Total (P.G.)	91 3	69 4	93 5	42 1	112 7	92 0	15 6	11 6	313 2	215 2	5287

Annual Report of Controller of Examination 2020-21

Result analysis was carried out and presented before the examination committee and principal for approval. Summary of the result during the session 2020-21 is as follows:

The Important Events and Dates		
Particulars	Dates	
	Without Fine	With Fine
Examination fees payment PG I & III Semester	25/05/2021 To 05/06/2021	06/06/2021 To 15/06/2021
Examination fees payment PG II & IV Semester	16/09/2021 To 30/09/2021	01/10/2021 To 15/10/2021
Examination Date		
Particulars	Dates	
	Form	To
Examination PG I & III Semester (Result Prepared based Internal Exam)	01/04/2022	15/04/2022
Examination PG II & IV Semester	16/09/2020	30/09/2020
Results		
Particulars	Dates	
	Form	To
Publication of Result of PG I & III Semester	16/08/2021	22/08/2021
Punlication of Result of PG II & IV Semester	25/11/2021	13/01/2022

Unfair Means Cases		
Particulars	UG	PG
Number of Students	NA	0

Revaluation (For Preceding Session 2019-20)	
Number of students applied for revolution	0
Number of students whose result status changed after revaluation	0

Examination Admit Cards Issued	
Number of students of PG I & III semester	635
Number of students of PG II & IV semester	623

S.No.	Subject	First Semester			Third Semester		
		Appeared	Passed	Pass %	Appeared	Passed	Pass %
1.	Physics	19	14	73.68%	19	15	78.94%
2.	Chemistry	29	20	68.96%	25	21	84%
3.	Botany	28	25	89.28%	26	19	73%
4.	Zoology	30	27	90%	24	22	91.66%
5.	Mathematics	24	21	87.5%	20	10	50%
6.	Anthropology	08	06	75%	12	12	100%
7.	Hindi	23	11	47.82%	09	09	100%

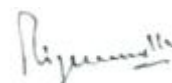
8.	English	20	07	35%	14	09	64.28%
9.	History	20	15	75%	05	05	100%
10.	Political Science	28	22	78.57%	09	09	100%
11.	Sociology	25	21	84%	13	12	92.30%
12.	Economics	33	17	51.51%	20	18	90%
13.	Geography	20	20	100%	19	19	100%
14.	MSW	22	16	72.72%	22	18	81.81%
15.	Commerce	39	28	71.79%	30	28	93.33%

Result analysis was carried out and presented before the examination committee and principal for approval. Summary of the result during the session 2020-21 is as follows:

S.No.	Subject	Second Semester			Four Semester		
		Appeared	Passed	Pass %	Appeared	Passed	Pass %
1.	Physics	19	19	100%	19	19	100%
2.	Chemistry	29	29	100%	25	25	100%
3.	Botany	27	27	100%	26	26	100%
4.	Zoology	30	30	100%	24	24	100%
5.	Mathematics	24	24	100%	20	19	95%
6.	Anthropology	08	08	100%	12	12	100%
7.	Hindi	21	21	100%	08	07	87.5%
8.	English	19	19	100%	14	14	100%
9.	History	20	20	100%	05	05	100%
10.	Political Science	25	25	100%	08	08	100%
11.	Sociology	24	24	100%	13	13	100%
12.	Economics	31	31	100%	20	20	100%
13.	Geography	20	20	100%	19	19	100%
14.	MSW	22	22	100%	22	22	100%
15.	Commerce	38	38	100%	31	31	100%



Controller
Autonomous Examination



Principal
Rajeev Gandhi Govt. P.G. College
Ambikapur Surguja (C.G.)

Table 3: total number of faculty members (Professors) in 2020-21

S No.	Name of Department	Permanent faculty	Guest Faculty	Total
1	Zoology	3	2	5
2	Physics	2	2	4
3	Botany	2	3	5
4	Mathematics	1	3	4
5	Chemistry	4	2	6
6	Geology	1	1	2
7	Commerce	6	1	7
8	Economics	2	2	4
9	Political Science	3	2	5
10	Hindi	6	0	6
11	English	4	1	5
12	Geography	3	0	3
13	Sanskrit	1	0	1
14	Psychology	2	0	2
15	Sociology	2	1	3
16	History	2	1	3
17	Law	4	2	6
18	CS	0	2	2
19	Anthropology	0	3	3
20	MSW	0	2	2
	Total	48	30	78

Observations from the Academic Audit
General Observations Across Programs

B.Sc. and M.Sc.

- Course Load : Continuous daily classes can overwhelm students.
- Library Access : Some students have difficulty locating books, indicating a need for better organization.
- Syllabus Structure : Semester-wise syllabi should be more student-friendly.
- Facilities : Issues with washroom facilities were noted.
- Attendance Policy : Consider awarding attendance for participation in external programs.
- Curriculum Relevance : Incorporate topics relevant to NET and GATE exams.
- Qualified Faculty : All professors are highly qualified.
- Examination Scheduling : Students request a more rational exam schedule, as gaps between theoretical and practical exams are minimal.
- Internships: Extension of the internship period to at least one month is recommended for greater benefit.
- Syllabi Updates: Updates are needed for Science stream syllabi to remain current.

B.A. and M.A.

- Staffing Issues: A shortage of teaching staff relative to enrollment is evident.
- Research Activity: Some departments lack sufficient research activities.
- Qualified Faculty: All professors are well-qualified.

B.Com and M.Com

- Qualified Faculty: Professors are knowledgeable and qualified.
- Training Programs: Improvement needed in off-campus technical training and internships.
- Career Counseling: Regular sessions are provided.
- Focus on Entrepreneurship: One semester in the PG curriculum should emphasize Business Entrepreneurship.

PGDCA

- Qualified Faculty: All professors are well-qualified.
- Career Counseling: Regular counseling sessions are conducted.
- Curriculum Development: More job-oriented software programs should be included in the curriculum.

Department-Specific Observations

Department of Physics

- Strong focus on competitiveness and employability; effective use of modern teaching aids.

Department of Chemistry

- Curriculum supports competitive exam preparation; notable research work.

Department of Mathematics

- Curricula meet competitiveness needs, but research activity should increase.

Department of Geology

- Success in competitive exams and higher studies; engaging learning activities are noted.

Department of Botany

- Well-structured curricula for employability and research; active student participation encouraged.

Department of Zoology

- Programs well-designed for higher studies and employability; emphasis on group discussions.

Department of M.S.W.

- Curriculum focuses on skill development and employability.

Department of Computer Science

- Curricula support competitiveness and employability; continuous evaluation is encouraged.

- Humanities and Social Sciences

Curricula designed for competitive examination preparation, with emphasis on continuous assessment and skill development.

Summary

The audit indicates a generally positive environment across departments, characterized by well-qualified faculty and structured curricula aimed at enhancing student employability and preparing them for competitive exams. However, several areas for improvement were identified, including faculty recruitment, library organization, and curriculum updates. Addressing these concerns will further enhance the academic experience at R.G. Govt. P.G. College, Ambikapur.

Support Staff

- Support staff express satisfaction with college administration.
- Staff includes both state government employees and daily wage workers, with 20% being state employees.
- No additional pay is provided for increased responsibilities.

Examination Controller's Office

- A total of 60 days is required for exit examinations, divided into one month for theory and one for practicals.
- Results are published within 45 days post-examination.
- Question papers consist of 40% internal and 60% external examiner input.
- Examination management software is utilized for various administrative functions.

Central Library

- The library is modern and exceptionally well-stocked, noted for its cleanliness and reading room facilities.
- Dedicated access for SC/ST students and a book bank for underprivileged students are commendable initiatives.
- A feedback mechanism allows students to express their needs.

Placement Cell

- The Placement Cell is functioning well.

N.C.C. and N.S.S.

- Both NCC and NSS are active, with satisfactory activities and support from the college.

Youth Red Cross

- The Youth Red Cross is active but should increase engagement.

IQAC Office

- The IQAC should be made more vibrant and proactive.

Academic Council

- The Academic Council meets twice a year, generally reaching unanimous decisions regarding academic policies.

Alumni and Parents

- Alumni and parents express high satisfaction with the education quality and suggest improvements.

Principal, Coordinator-IQAC, and Examination Controller

- Plans for open access facilities in the library are underway, and feedback from students is regularly solicited.
- The college encourages participation in external seminars, with the Geography Department publishing an annual magazine, "Vashundhara."

Strengths, Weaknesses, Opportunities for Improvement, and Challenges (SWOC)

Strengths

- Fully autonomous under UGC.
- Co-ed, multi-faculty structure.
- Implementation of CBCS at UG and PG levels.\
- Established research centers for Ph.D. degrees.
- Active IQAC.
- Strong infrastructure and adherence to academic calendars.
- Research-oriented faculty with funding provisions.

Weaknesses

- Vacant teaching positions and inadequate laboratory facilities.
- Poor teacher-student ratios and student communication skills.
Insufficient computer-to-student ratios.

Opportunities

- Development of a strong research culture.
- Preparation for competitive exams can enhance economic conditions in the tribal region.
- Financial aid under government schemes can improve infrastructure.
- Engaging industry for consultative interactions.

Challenges

- Skewed teacher-student and computer-student ratios.
- Weak research orientation and communication skills among students.
- Limited funding from UGC.






General Conclusion and Gratitude


The academic audit of R.G. Govt. P.G. College, Ambikapur, highlights significant strengths that position the institution as a commendable center for higher education. As a fully autonomous college, it has successfully adopted CBCS and established research centers, all while adhering to high academic standards.


However, challenges such as vacant teaching positions and inadequate resources must be addressed. The college has substantial opportunities for growth through enhanced research culture and improved infrastructure, which can significantly impact the local community.

We express our gratitude to the Principal, faculty, and staff for their cooperation during the audit. Their dedication to academic excellence is commendable, and we encourage them to build on their strengths while addressing the identified challenges. With a strategic focus on future opportunities, the college can further enhance its role as a leading educational institution in the region.

External Audit Committee: - Academic Year - 2020-21

S. N.	Name		Post	Signature
1	Prof. R.N. Singh	Chairman	Principal Govt. V.Y.T. P.G. Autonomous College Durg(C.G.) (Prof. of Economics)	
2	Dr. J.J. Gupta	Member	HOD Botany Govt. P.G. Girls College Ambikapur Distt. Surguja (C.G.)	
3	Mr. Saiyad Sabir Ali	Member	HOD Commerce Holy Cross Women's College Ambikapur Distt. Surguja (C.G.)	
4	Dr. Neelabh Kumar	Member	HOD Hindi Govt. Science College, Ambikapur Distt. Surguja (C.G.)	
5	Dr. Saman Upadhyay	Member	HOD Law University Teaching Department Sant Gahira Guru Vishwavidyalaya, Sarguja, Ambikapur Distt. Surguja(C.G.)	


Dr. R.P. Singh
Coordinator
IQAC
R.G. Govt. P.G. Autonomous
College Ambikapur (C.G.)


Dr. Rashida Parvez
Principal
R.G. Govt. P.G. Autonomous
College Ambikapur (C.G.)